

**PRODUCT DATA SHEET No 0022/24/30/32A/22**

Product name: **ZCLHF PC/ABS, ZCLHF PP flexible fittings, ZPSHF PC/ABS, ZPSHF PP rigid fittings, ZKHF PC/ABS, ZKHF PP rigid elbows, UZHF lockable handle**

Manufacturer: **ELEKTROPLAST SP. Z O.O 32-431 STRÓŻA 1015**

Reference documents:	PN-EN61386-1:2011/A1:2019 ; PN-EN61386-25:2012 ; NZ EL-PL 004/4/2015 ; NZ EL-PL 005/4/2015 PN-EN13501-1:2019 ; LVD Directive 2014/35/EU ; Directive 2011/65/EU
Intended use:	ZCLHF <b>Flexible fittings</b> made of PC/ABS or PP, ZPSHF <b>rigid fitting</b> made of PC/ABS or PP, ZKHF <b>rigid elbow</b> made of PC/ABS or PP, UZHF <b>lockable handle</b> are designed for connecting and fixing RLHF, RSHF pipes in straight line and at an angle in electrical installations inside buildings, of a specified reaction to fire class.
Product features: Colour: of PC/ABS white RAL 9010, Colour of PP: RAL 9010 white, RAL 7035 grey No UV-resistance Colour of PP:RAL 9004 black UV-resistance for temperate climate ----- Colour: of PC/ABS white RAL 9010, Colour with PP: of RAL 9010, grey RAL 7035No UV-resistant Colour of PP: black RAL 9004 UV-resistant for temperate climate ----- Colour: of PC/ABS white RAL 9010, Colour of PP: white RAL 9010, grey RAL 7035No UV-resistant Colour with PP: black RAL 9004 UV-resistant for temperate climate ----- Colour with PP: white RAL 9010, grey RAL 7035No UV-resistant Colour with PP: black RAL 9004 UV-resistant for temperate climate	<ul style="list-style-type: none"> <li>• <b><u>ZCLHF PC/ABS or PP self-extinguishing fitting</u></b></li> <li>• Material: PC/ABS polycarbonate/terpolymer acrylonitrile-butadiene-styrene or flame retardant halogen-free PP</li> <li>• Design: flexible</li> <li>• Reaction to fire: <b>B-s2, d1</b></li> <li>• <b>Colour with PP: RAL 9010 white, RAL 7035 grey, RAL 9004 black</b></li> <li>• <b><u>ZPSHF PC/ABS or PP rigid fitting - self-extinguishing</u></b></li> <li>• Material: PC/ABS polycarbonate/terpolymer acrylonitrile-butadiene-styrene or flame retardant halogen-free PP</li> <li>• Design: rigid</li> <li>• Reaction to fire: <b>B-s2, d1</b></li> <li>• <b>Colour with PP: RAL 9010 white, RAL 7035 grey, RAL 9004 black</b></li> <li>• <b><u>ZKHF (90°) PC/ABS or PP self-extinguishing elbows</u></b></li> <li>• Material: PC/ABS polycarbonate/terpolymer acrylonitrile-butadiene-styrene or flame retardant halogen-free PP</li> <li>• Design: injection rigid double-socket</li> <li>• Reaction to fire: <b>B-s2, d1</b></li> <li>• Non-resistance to UV radiation</li> <li>• <b>Colour of PP: RAL 9010 white, RAL 7035 grey, RAL 9004 black</b></li> <li>• <b><u>UZHF lockable handle</u></b></li> <li>• Material: Flame retardant and halogen-free PP</li> <li>• Design: lockable</li> <li>• Reaction to fire: <b>B-s2, d1</b></li> <li>• Non-resistance to UV radiation</li> <li>• <b>Colour white RAL 9010, grey RAL 7035, black RAL 9004</b></li> </ul>
Compression resistance ZKHF, ZPSHF	<b>750N</b>
Resistance to lateral loads - UZHF - for impact -	Medium - (1-16 kg) Large - 2 kg.
Chemical resistance: ZCLHF, ZPSHF, ZKHF of PC/ABS	Resistant to alcohols, aromatic-free petrol, glycol, hydrochloric acid (100% at 60°C), nitric acid (10% at 60°C), sulphuric acid (96% at 20°C), diesel fuel at 20°C, hydrogen sulphide at 60°C.
Chemical resistance: ZCLHF, ZPSHF, ZKHF, UZHF of PP	Petrol, glycol, paraffin, diesel, silicone oil, transformer oil, acids (sulphuric 98%, hydrochloric 36%), lyes (potassium 50%, sodium 50%)
Temperature range:(transport, installation, operation)	<b>ZCLHF, ZPSHF, ZKHF made of PC/ABS(-15°C)to(+105°C)</b>
Temperature range:(transport, installation, operation)	<b>ZCLHF, ZPSHF, ZKHF, UZHF made of PP (-25°C)to (+90°C),</b>
External diameters[mm]:	<b>ZCLHF, UZHF : 13,16,18,20,22,25,28,32,37,47</b> <b>ZKHF, ZPSHF : 16,18,20,22,25,28,32,37,47</b>

ZCLHF made of PC/ABS				
Ø ext.	WHITE Catalogue no.			Number of pcs./package.
13	03.140			50
16	03.141			50
18	03.142			50
20	03.143			50
22	03.144			50
25	03.144/A			50
28	03.145			50
32	03.145/A			50
37	03.146			50
47	03.147			50
ZCLHF made of PP				
Ø ext.	WHITEE RAL 9010 Catalogue no.	GRAYE RAL 7035 Catalogue no.	BLACKNE RAL 9004 Catalogue no.	Number of pcs./package.
13	03.140PP/B	03.140PP/S	03.140PP/C	50
16	03.141PP/B	03.141PP/S	03.141PP/C	50
18	03.142PP/B	03.142PP/S	03.142PP/C	50
20	03.143/PP/B	03.143/PP/S	03.143/PP/C	50
22	03.144PP/B	03.144PP/S	03.144PP/C	50
25	03.144/A/PP/B	03.144/A/PP/S	03.144/A/PP/C	50
28	03.145PP/B	03.145PP/S	03.145PP/C	50
32	03.145/A/PP/B	03.145/A/PP/S	03.145/A/PP/C	50
37	03.146PP/B	03.146PP/S	03.146PP/C	50
47	03.147PP/B	03.147PP/B	03.147PP/C	50



Fig.1 ZCLHF made of PC/ABS - white



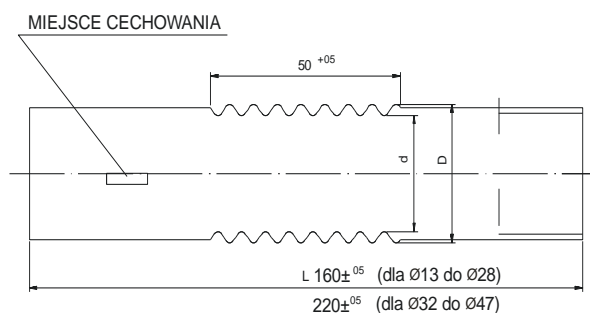
Fig.2 ZCLHF made of PP - white and black



Fig.3 ZCLHF made of PP - white, black and grey (RAL 7035)

### ZCLF, ZCL UV flexible fittings (dimensions in mm)

Ø ext.	Fitting length L (total)	Ø ext.	Fitting length L (total)
13	160±5	25	165±5
16	160±5	28	160±5
18	160±5	32	160±5
20	160±5	37	190±5
22	160±5	47	220±5



Miejsce cechowania [stamping place]

<b>ZPSHF made of PC/ABS</b>				
	<b>WHITE</b>			
<b>Ø ext.</b>	<b>Catalogue no.</b>			<b>Number of pcs./package.</b>
16	03.160			10
18	03.161			10
20	03.162			10
22	03.163			10
25	03.163A			10
28	03.164			10
32	03.164A			10
37	03.165			10
47	03.166			10
<b>ZPSHF made of PP</b>				
	<b>WHITE RAL 9010</b>	<b>GRAYE RAL 7035</b>	<b>BLACKNE RAL 9004</b>	
<b>Ø ext.</b>	<b>Catalogue no.</b>	<b>Catalogue no.</b>	<b>Catalogue no.</b>	<b>Number of pcs./package.</b>
16	03.160PP/B	03.160PP/S	03.160PP/C	10
18	03.161PP/B	03.161PP/S	03.161PP/C	10
20	03.162PP/B	03.162PP/S	03.162PP/C	10
22	03.163PP/B	03.163PP/S	03.163PP/C	10
25	03.163A/PP/B	03.163A/PP/S	03.163A/PP/C	10
28	03.164PP/B	03.164PP/S	03.164PP/C	10
32	03.164APP/B	03.164APP/S	03.164APP/C	10
37	03.165PP/B	03.165PP/S	03.165PP/C	10
47	03.166PP/B	03.166PP/S	03.166PP/C	10

**ZPS rigid fittings (dimensions in mm)**

<b>Ø ext.</b>	<b>Fitting length</b>	<b>Ø ext.</b>	<b>Fitting length</b>
		25	60
16	40	28	70
18	46	32	75
20	50	37	80
22	50	47	90



Photo. 4 ZPSHF made of PC/ABS



Photo.5 ZPSHF made of PP -white and black



Photo 6 ZPSHF made of PP - white, black, grey (RAL 7035)

<b>ZKHF made of PC/ABS</b>				
<b>Ø ext.</b>	<b>WHITE Catalogue no.</b>			<b>Number of pcs./package.</b>
16	03.179			10
18	03.180			10
20	03.180A			10
22	03.181			10
25	03.181A			10
28	03.182			10
32	03.182A			10
37	03.183			10
47	03.184			10
<b>ZKHF made of PP</b>				
<b>Ø ext.</b>	<b>WHITE RAL 9010 Catalogue no.</b>	<b>GRAYE RAL 7035 Catalogue no.</b>	<b>BLACKNE RAL 9004 Catalogue no.</b>	<b>Number of pcs./package.</b>
16	03.179 PP/B	03.179 PP/S	03.179 PP/C	10
18	03.180 PP/B	03.180 PP/S	03.180 PP/C	10
20	03.180A PP/B	03.180A PP/S	03.180A PP/C	10
22	03.181 PP/B	03.181 PP/S	03.181 PP/C	10
25	03.181 A PP/B	03.181 A PP/S	03.181 A PP/C	10
28	03.182 PP/B	03.182 PP/S	03.182 PP/C	10
32	03.182 A PP/B	03.182 A PP/S	03.182 A PP/C	10
37	03.183 PP/B	03.183 PP/S	03.183 PP/C	10
47	03.184 PP/B	03.184 PP/S	03.184 PP/C	10



Fig..5 ZKHF made of PC/ABS



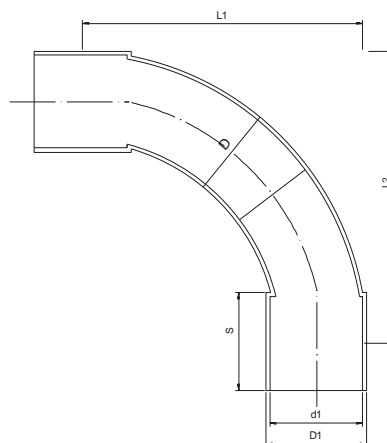
Fig.6 ZKHF made of PP - white and grey (RAL 7035)



Fig.7 ZKHF made of PP - white, grey (RAL 7035), black (RAL 7035)

### Rigid elbows ZK injection double-socket (dimensions in mm)

<b>Internal Ø (d1)</b>	<b>L<sub>1</sub> =L<sub>2</sub> tol.0(±0,06)</b>	<b>S 0<sub>tol.</sub>(±0,07)</b>	<b>Bending radius "R"</b>
16	40	17,5	44
18	65	18,7	49
20	77	24,2	57
22	58,4	22,9	60
25	82,3	25	61
28	100	27,8	97
32	130	32,1	100
37	98,25	38,5	101
47	124,8	49	128



UZHF(dimensions in mm)

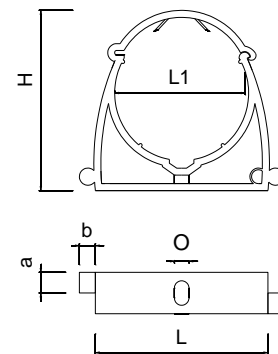
Pipe handle	Catalogue number UZHF		
	White	Grey	Black
L <sub>1</sub> 13	03.200	03.200 S	03.200 C
L <sub>1</sub> 16	03.201	03.201 S	03.201 C
L <sub>1</sub> 18	03.202	03.202 S	03.202 C
L <sub>1</sub> 20	03.203	03.203 S	03.203 C
L <sub>1</sub> 22	03.204	03.204 S	03.204 C
L <sub>1</sub> 25	03.204 A	03.204 A/S	03.204 A/C
L <sub>1</sub> 28	03.205	03.205 S	03.205 C
L <sub>1</sub> 32	03.205 A	03.205 A/S	03.205 A/C
L <sub>1</sub> 37	03.206	03.206 S	03.206 C
L <sub>1</sub> 47	03.207	03.207 S	03.207 C

Manufacturer recommendations:  
The manufacturer recommends the spacing of the lockable handle for the RL pipe:  
horizontal: 60÷70 cm, vertical: 80÷90 cm.  
for RS pipe: horizontally: 80÷90 cm, vertically: 90÷100 cm.



Fig.8 UZHF -black, white, grey

Lockable handle	H	L	L <sub>1</sub>	Ø
13	26,7 <sup>±02</sup>	24	13,3 <sup>±02</sup>	4,1
16	29 <sup>±02</sup>	26	16,3 <sup>±02</sup>	4,1
18	32 <sup>±02</sup>	28	18,4 <sup>±02</sup>	4,2
20	35 <sup>±02</sup>	32	20,4 <sup>±02</sup>	4,8
22	35,5 <sup>±02</sup>	33	22,5 <sup>±02</sup>	5
25	38,9 <sup>±02</sup>	35	25,2 <sup>±02</sup>	5,3
28	43,7 <sup>±02</sup>	40	28,5 <sup>±02</sup>	5
32	45,9 <sup>±02</sup>	41,3	32,2 <sup>±02</sup>	5,6
37	55,2 <sup>±02</sup>	50,3	37,5 <sup>±02</sup>	6
47	66,5 <sup>±02</sup>	62,5	47,5 <sup>±02</sup>	6



The above information is based on the current state of knowledge and applies to the product as manufactured by the manufacturer: Elektroplast Spółka z ograniczoną odpowiedzialnością.

In the case of use of the product for purposes other than those stated by the manufacturer, responsibility for the safety, duration and quality of use of the products falls on the user. **The product data sheet was prepared by: Stanisław Klakla - Production Director**

ELEKTROPLAST  
Spółka z ograniczoną odpowiedzialnością  
DYREKTOR PRODUKCJI  
*Stanisław Klakla*